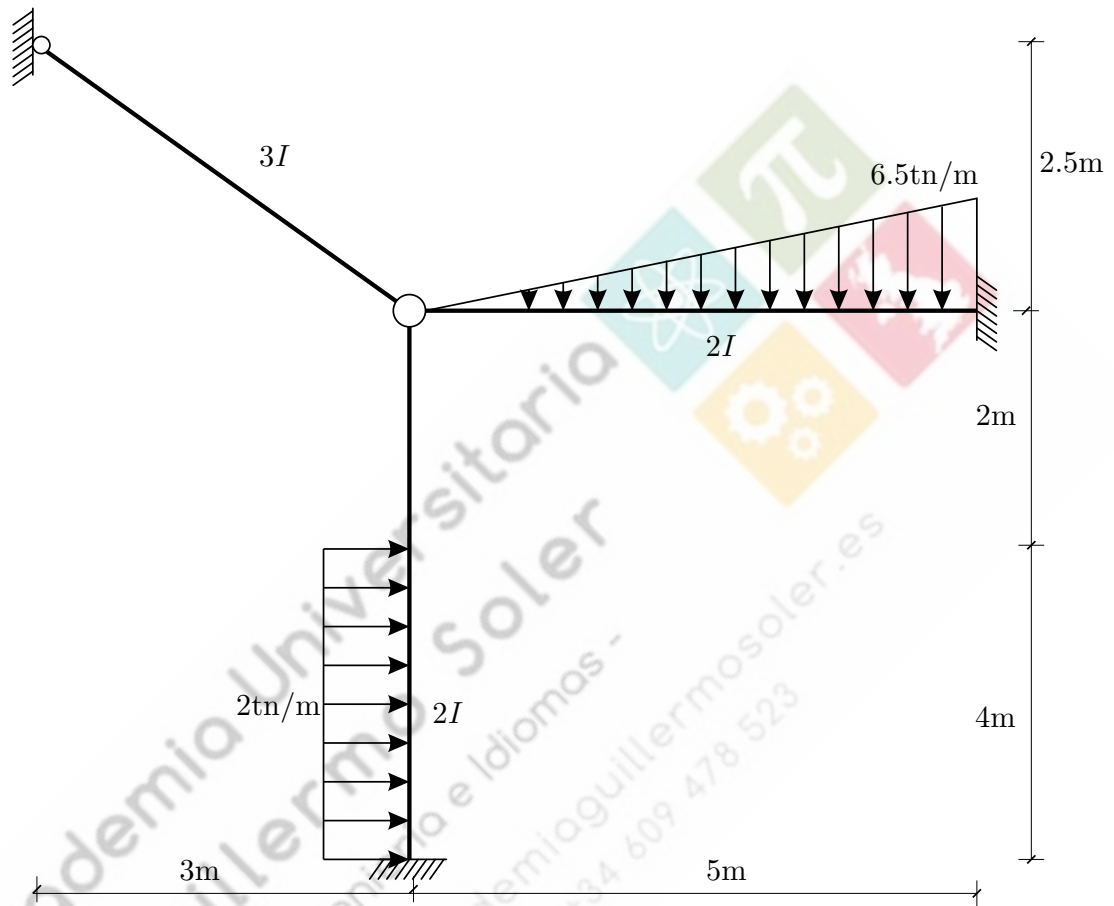
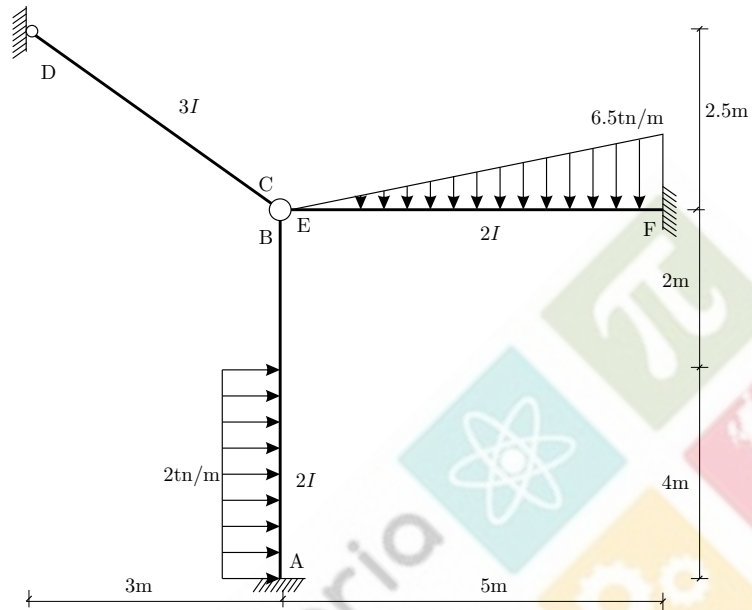


Calcular la siguiente estructura por el Método de la Rigidez





Planteando las ecuaciones se tiene

$$M_{63} = 0.136(-4) = -0.54$$

$$M_{AB} = \frac{2E(2I)}{6}(\theta_B) - 5.333 = 0.667EI\theta_B - 5.333$$

$$M_{BA} = 2E(2I)(2\theta_B) + 3.556 = 1.333EI\theta_B + 3.556$$

$$M_{EF} = 3E(2I)2\theta_E - 5.417 = 1.6EI\theta_E - 5.417$$

$$M_{FE} = \frac{2E(2I)}{5}(\theta_E) + 8.125 = 0.8EI\theta_E + 8.125$$

$$M_{CD} = \frac{2E(3I)}{3.91}(\theta_C + \theta_D) = 3.073EI\theta_C + 1.536EI\theta_D$$

$$M_{DC} = \frac{2E(3I)}{3.91}(\theta_C + 2\theta_D) = 1.536EI\theta_C + 3.073EI\theta_D$$

Ecuaciones de equilibrio

$$M_{BA} = 0$$

$$M_{CD} = 0$$

$$M_{DC} = 0$$

$$M_{EF} = 0$$

$$1.333EI\theta_B + 3.556 = 0 \Rightarrow EI\theta_B = -2.667$$

$$3.073EI\theta_C + 1.536EI\theta_D = 0 \Rightarrow EI\theta_C = -2.667$$

$$1.536EI\theta_C + 3.073EI\theta_D = 0$$

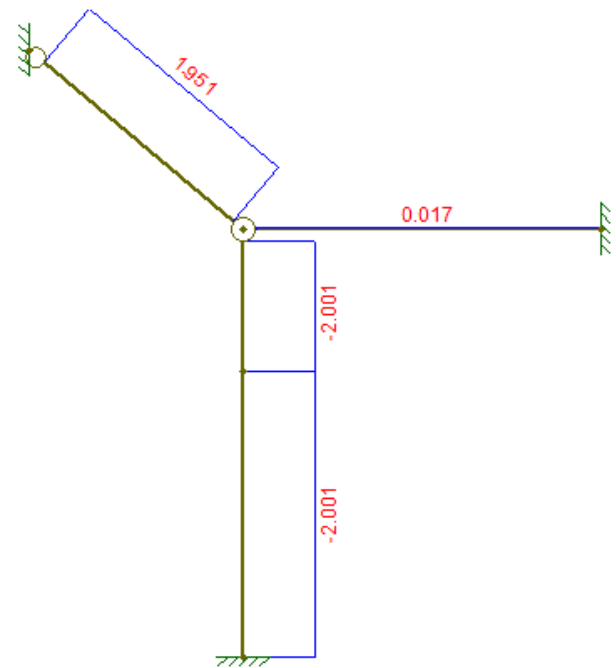
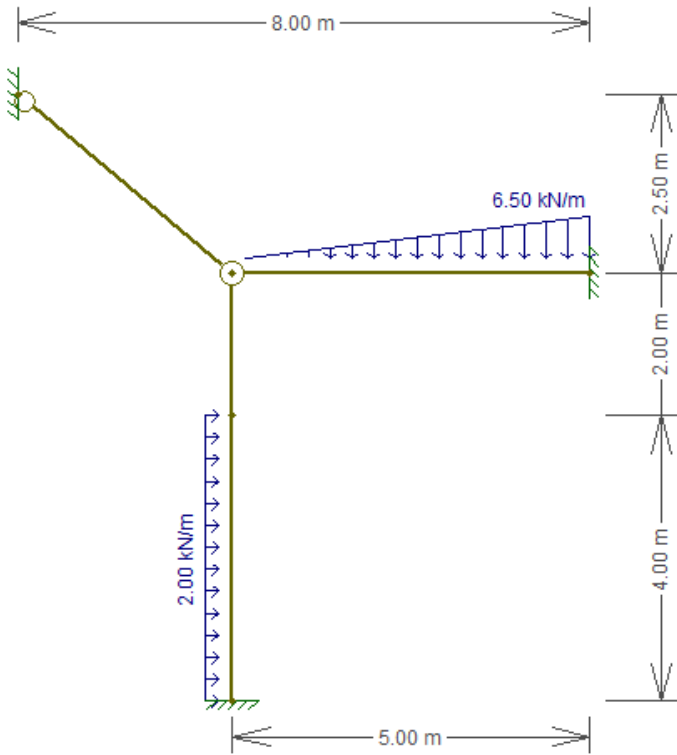
reemplazando

$$1.6EI\theta_E - 5.417 = 0 \Rightarrow EI\theta_E = 3.385$$

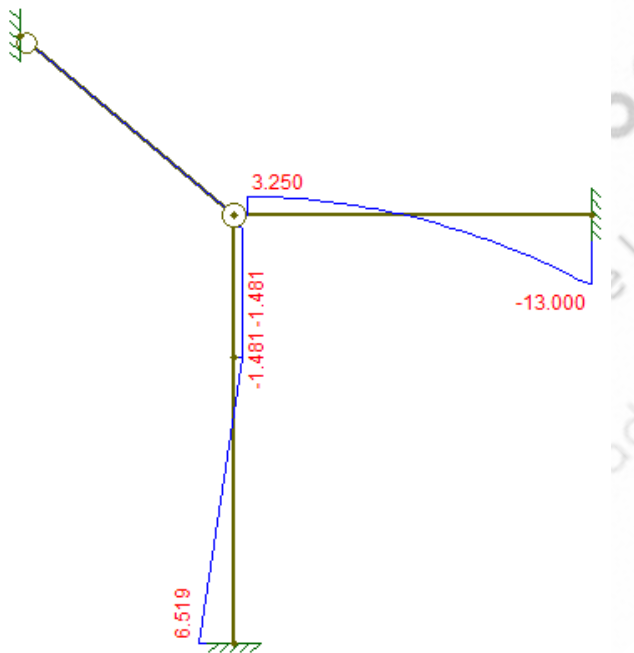
$$M_{AB} = -7.111$$

$$M_{FE} = 10.833$$

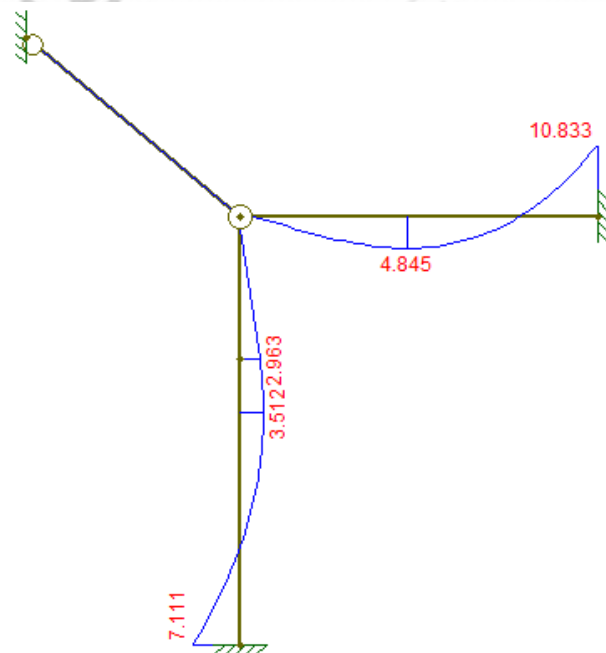
$$M_{CD} = M_{DC} = M_{BA} = M_{EF} = 0$$



Fuerzas axiales



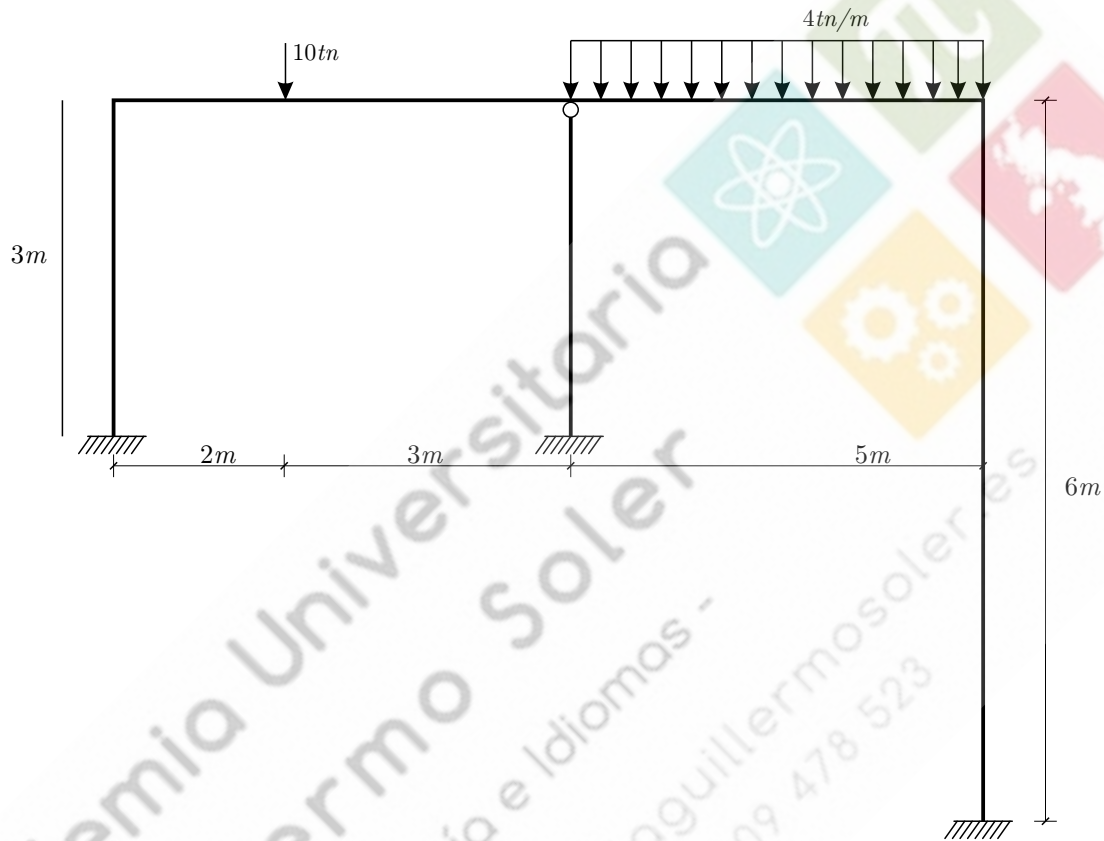
Fuerzas cortantes



Momentos flectores

Método de Cross

Dibujar el diagrama de momentos flectores la inercia de las barras horizontales es I_1 y de las verticales I_2 sabiendo que la relacion entre ellas es $I_1 = 2I_2$



Calculo de las rigideces relativas

$$K_{12} = \frac{1}{3} \left(\frac{4}{3} \right) = 0.25 ; \quad K_{23} = \frac{2}{5} = 0.4 ; \quad K_{36} = \frac{1}{3} \left(\frac{3}{4} \right) = 0.25$$

$$K_{45} = \frac{1}{6} = 0.167$$

Coefficientes de distribucion

$$C_{12} = 1 ; \quad C_{21} = \frac{0.25}{0.25 + 0.4} = 0.385 ; \quad C_{23} = \frac{0.4}{0.25 + 0.4} = 0.615$$

$$C_{32} = \frac{0.4}{0.4 + 0.4} = C_{34} = 0.5 ; \quad C_{43} = \frac{0.4}{0.4 + 0.167} = 0.706$$

$$C_{45} = \frac{0.167}{0.4 + 0.167} = 0.294 ; \quad C_{63} = 0 \quad C_{54} = 0$$

Momentos de empotramiento


$$M_{20}^0 = 7.2 \quad M_{32}^0 = 4.8$$

$$M_{34}^0 = -8.333 \quad M_{43}^0 = 8.333$$

$$M_{12}^0 = M_{21}^0 = 0$$

$$M_{36}^0 = M_{63}^0 = 0$$

$$M_{45}^0 = M_{54}^0 = 0$$



Cortantes de cross sin desplazamiento

$$Q_{12} = -\frac{1}{3}(3.121) = -1.040$$

$$Q_{63} = 0$$

$$Q_{54} = -\frac{1}{6}(-1.385 - 2.770) = 0.693$$

Cortantes de cross con desplazamiento

$$Q_{12} = -\frac{1}{3}(-2.237) = 0.746$$

$$Q_{63} = -\frac{1}{3}(-4) = 1.333$$

$$Q_{54} = -\frac{1}{6}(-1.621 - 1.241) = 0.477$$

$$\Rightarrow -1.040 + 0.693 + x(0.746 + 1.333 + 0.477) = 0$$

$$x = 0.136$$

momentos finales

$$M_{12} = 0$$

$$M_{21} = 3.121 + 0.136(-2.237) = 2.82$$

$$M_{23} = -1.121 + 0.136(2.237) = -2.82$$

$$M_{32} = 9.477 + 0.136(0.249) = +9.51$$

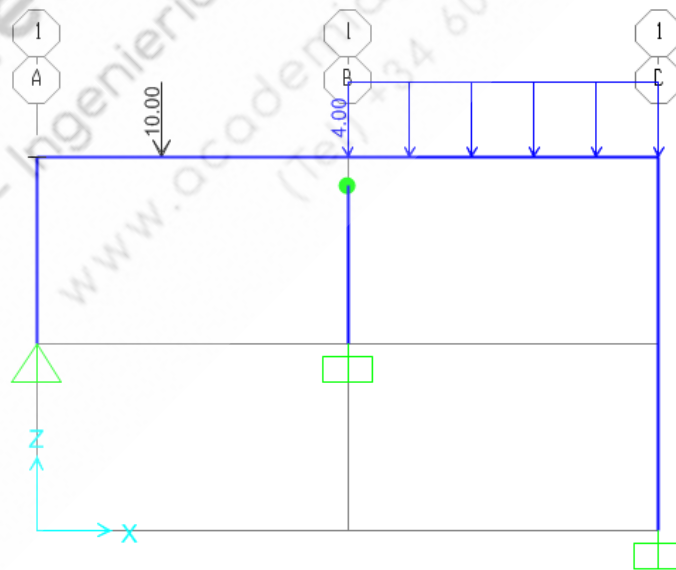
$$M_{34} = -9.477 + 0.136(-0.249) = -9.51$$

$$M_{43} = 2.770 + 0.136(1.241) = 2.94$$

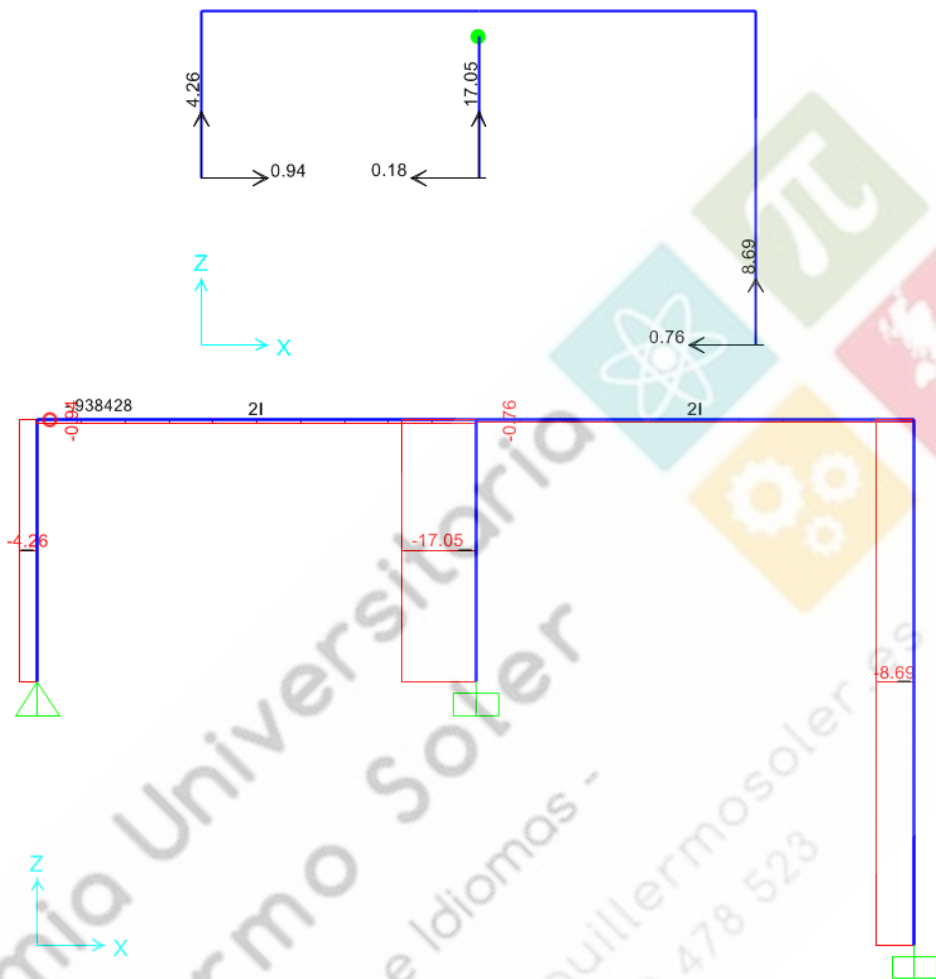
$$M_{45} = -2.770 + 0.136(-1.241) = -2.94$$

$$M_{54} = -1.385 + 0.136(-1.621) = -1.61$$

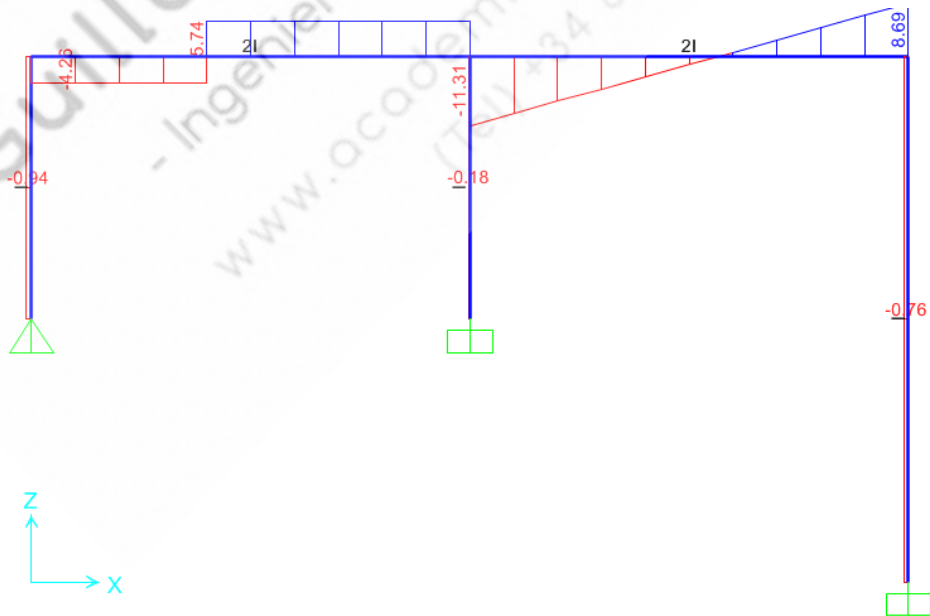
Diagramas

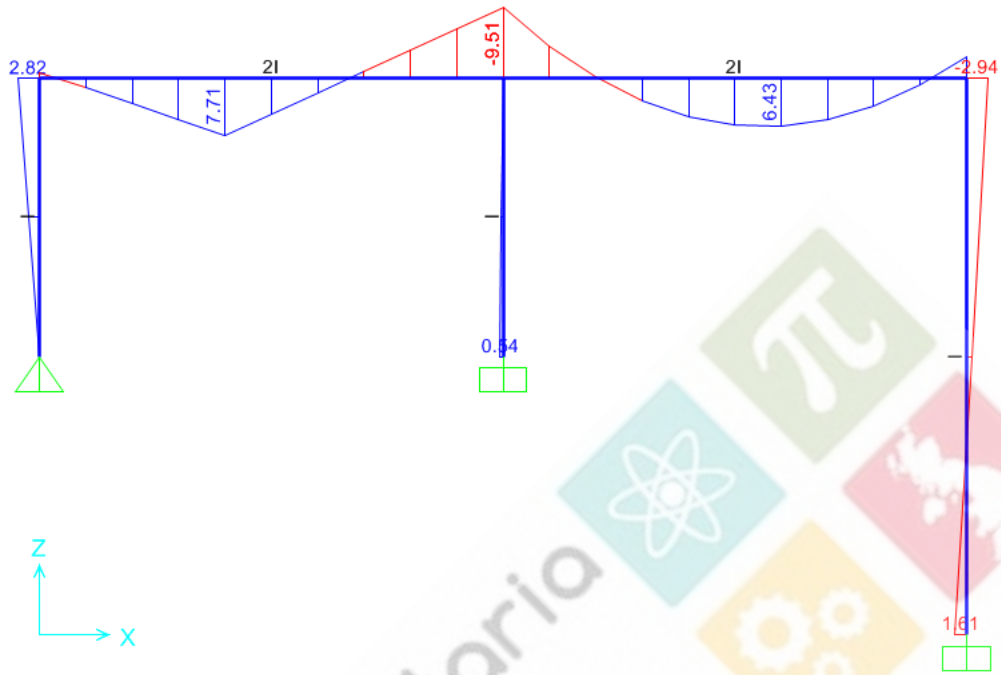


Fuerzas Cortantes



Fuerzas axiales





Momentos flectores

Academia Universitaria
 Guillermo Soler
 - Ingeniería e Idiomas -
 www.academiaguillermosoler.es
 (Tel) +34 609 478 523